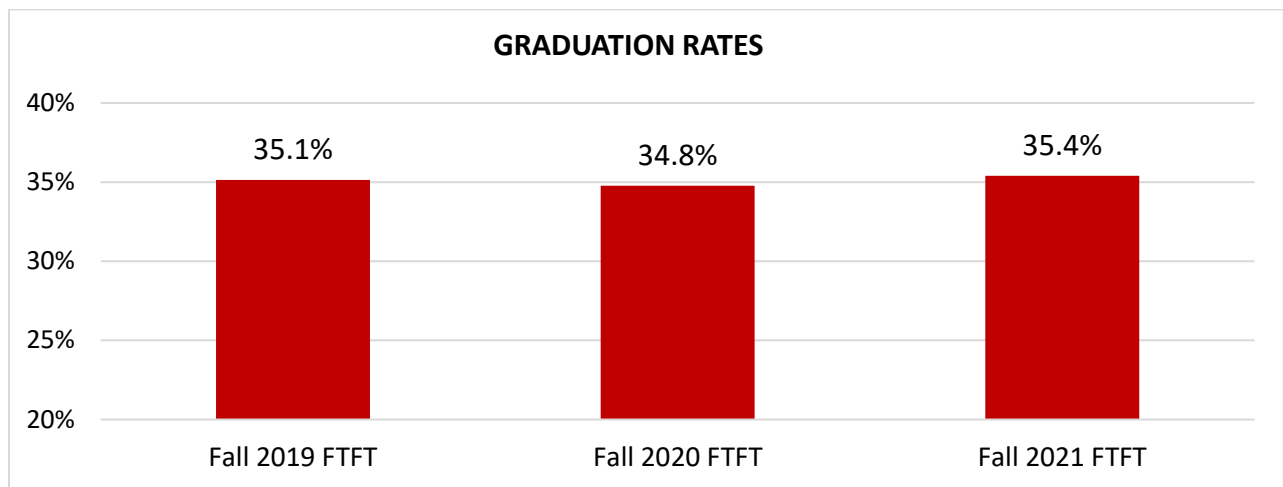


Student Right To Know

The following information is being provided as required under the Student-Right-to-Know and Campus Security Act (Public Law 101-542).

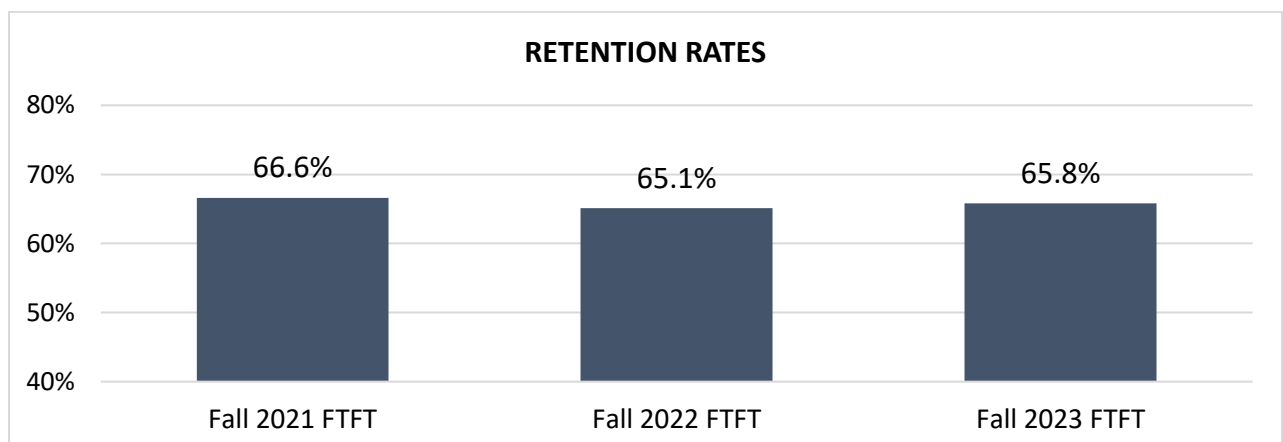
Graduation and Transfer-out Rates

UCNJ enrolled 1,293 first-time, full-time certificate- or degree-seeking students in the fall semester of 2021. From this cohort of first-time, full-time students, a total of 458 students graduated within 150% of normal time to completion. This calculation is used to determine the College's graduation rate (35.4%). A total of 130 students transferred to another college or university within 150% of normal time to completion. This calculation is used to determine the College's transfer-out rate (10.0%). A student who continues studies beyond 150% of normal time to completion is known as a "persister." From this same cohort, a total of 189 students continued their studies at UCNJ in the subsequent semester, Fall 2024 (14.6%).



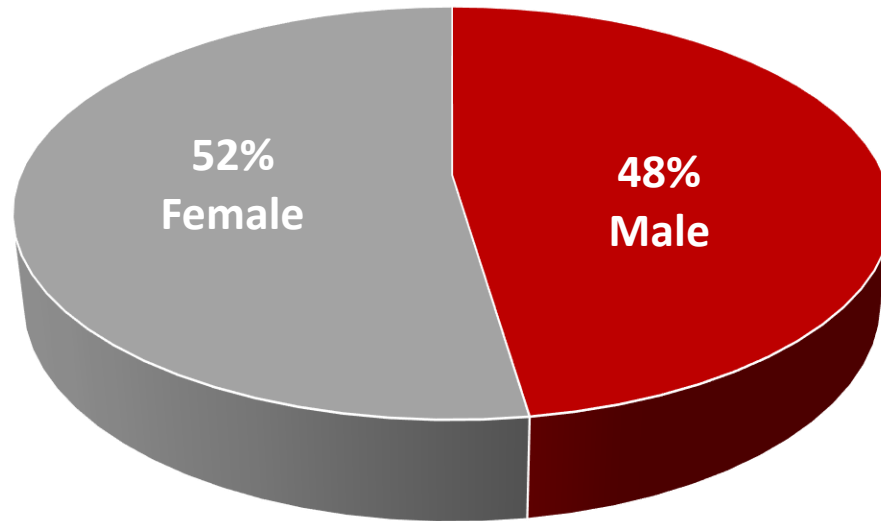
Retention

In Fall 2023, the College enrolled 1,270 first-time, full-time, degree- and certificate-seeking students. From this cohort, a total of 836 students were retained in the following fall semester. This calculation is used to determine the College's retention rate (65.8%).

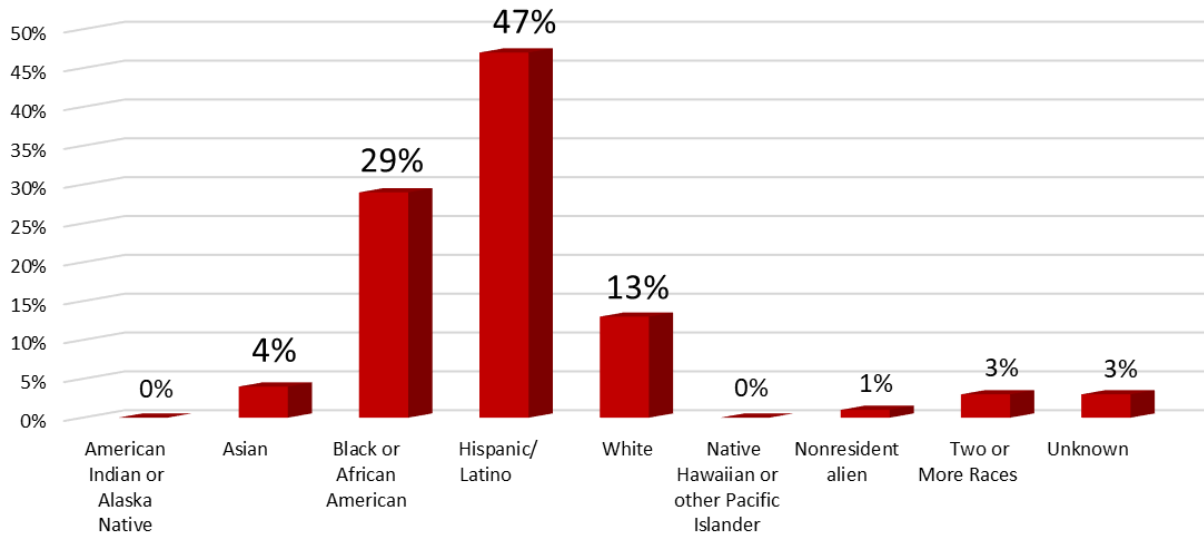


Student Body Diversity

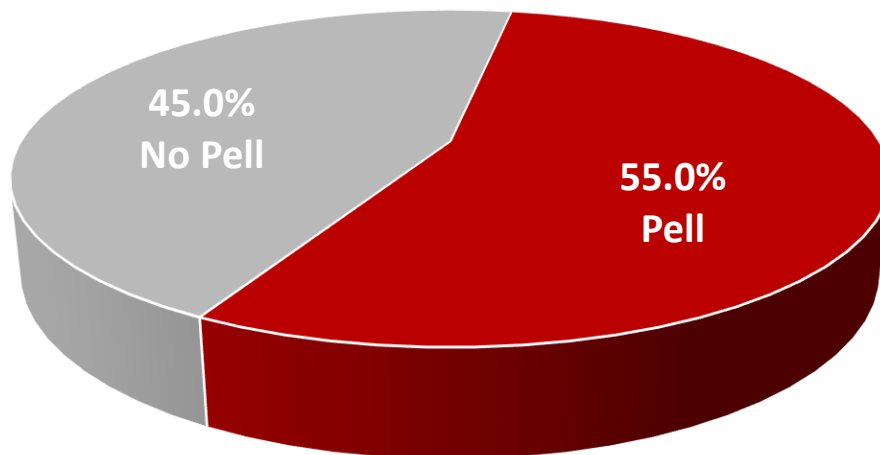
**Fall 2024 Attendance Status for
Full-Time Students by Gender**



**Enrollment of Full-Time Undergraduate Students by
Race/Ethnicity in Fall 2024**



**Enrollment by Pell Grant Recipients That
Were Full-Time in Fall 2024**



Source: Fall Semester Census Data (09/17/24)

We invite you to explore the Institutional Research page which includes valuable enrollment data, such as the College's Annual Institutional Profile, the Common Data Set, Disclosures for Student Athletes, Education and Career Outcomes, Licensure and Credential Exam Pass Rates and Completion and Transfer-out Rates.